



**INNOVATIONS** THAT ARE  
TRANSFORMING EDUCATION



LECTURE  
HALL  
SOLUTIONS

*Godrej* interio®





# CHANGE-INSPIRED DESIGNS? OR DESIGNS THAT INSPIRE CHANGE?

Evolution is a two way process. In this age of intellectual and technological evolution and discovery, the nature of education has evolved to much more than mere learning or teaching. No more are students merely absorbing learning through a verbal delivery process. Expanding mindsets have created a corresponding change in the attitude and style of learning. Innovative and interactive ways of information flow have transformed learning by including surfing, collaborative real time discussions, problem solving and more into the educative regimen. The teacher's role has changed to one of a guide and mentor who stimulates the thinking process.

We at Godrej Interio have recognized this change and welcome it with open arms. This is where our furniture for educative and knowledge based installations are playing a role in becoming an integral part of the evolution of academic and information imparting institutions.



# A **SENSIBLE** DESIGN THAT REFLECTS CHANGE

Welcome to Namaste.

Its design is inspired by the warm attitude of welcoming hands folded in greeting.

This also perfectly describes its personality, which is completely IT enabled and hence it is welcoming in the transformation from an otherwise classical system.

Its adaptability to stepped floor plans is possible due to an in-built height adjustment feature in the understructure. This facilitates adjustability of upto 180 mm.




## FUTURISTIC FEATURES THAT TRANSFORM MINDSETS



- Ergonomic design maintains the correct distance between the desk and seat, and that ensures correct posture while writing or using a laptop.
- Easy plug and play feature built into the product enables use of laptops, LCDs, audio visual equipment more easily, facilitating interactive learning.
- Namaste is offered as a set of front, middle & rear units. Middle unit can be offered in multiples as per seating capacity requirements.
- The Front Unit comes with a modesty panel for a uniform look. The Middle Unit is a combination of desk and seat with a common panel that helps optimize space. Also, the rear unit sports a back support for additional comfort.
- Available in two trendy and lively color combinations to give the seminar room or lecture hall a youthful yet mature look.
- Available in 2, 3 & 4 seater configurations.





#### 1. FOLDABLE SEAT AND DESK

The unique design offers foldable seats and desks that are easy to operate, have a neat open look and save aisle space when folded in, allowing you to accommodate more people in the same space.




#### 2. PLUG AND PLAY

Easy in-built plug and play feature facilitates interactive learning thus making the use of laptops, LCDs and audio visual equipment easier.




#### 3. GROUTED UNDERSTRUCTURE

Grouted understructure of Namaste assures you of sturdiness and fixed position thus ensuring organized lecture halls.



#### 4. CUSHIONED SEAT

Comfort is assured through long hours of information sharing, seminars or learning processes with cushioned seats that keep fatigue at bay.

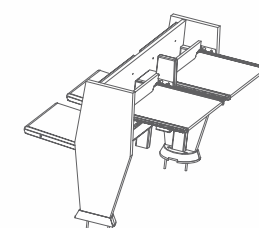


#### 5. HOOKS FOR MORE UTILITY

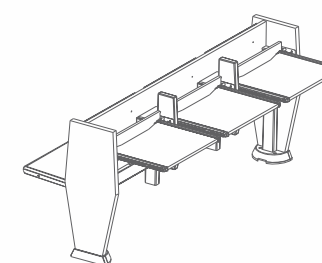
Hooks on the side of the desk allow bags to be hung beside each desk for storage and easy access.



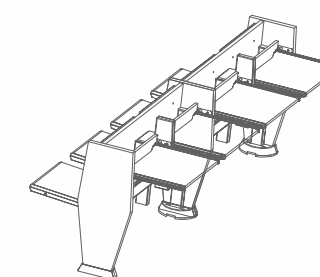
**INNOVATIVE** FORM  
THAT ACCOMMODATES MORE



2 SEATER  
MIDDLE MODULE

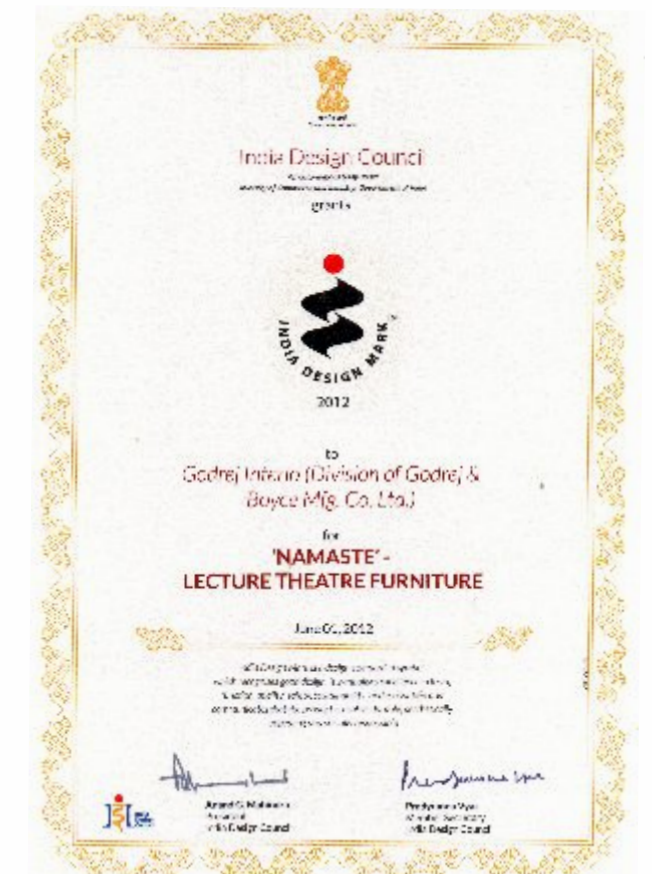


3 SEATER  
MIDDLE MODULE




4 SEATER  
MIDDLE MODULE

# POWERFUL IDEAS THAT FACILITATE **SPACE** OPTIMIZATION



- Efficient and innovative design is a powerful space-creating idea that facilitates easy movement through aisles.
- When not in use, additional aisle space is created as the desk and seat fold in.
- Increased seating capacity by accommodating more rows in the same available space without compromising on aisle space or comfort.
- Synergy of elegant design and technology that facilitates training and learning with modern day use of laptops, tablets etc.
- Foldable seat and desk ensures space optimization addressing the growing concern for space.

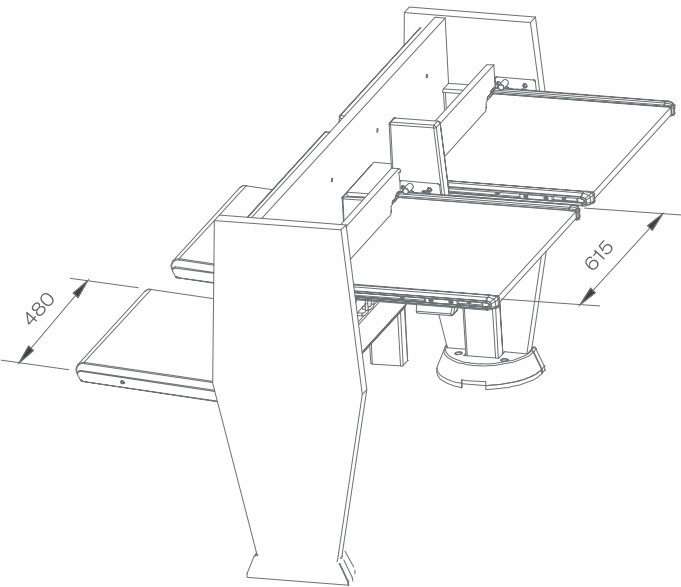




# EFFICIENCY THROUGH INNOVATION


## NAMASTE MODULES

NAMASTE comes in 3 modules: Front Module, Middle Module and Rear Module. The front module comes with only desk, middle module with both desk and seat, and rear module with only seat. The middle module can be used in multiples depending on seating capacity. It is available in 2, 3, 4 seater modules.



Size	W	D	H
2 Seater Front	1374	698.5	890
2 Seater Middle	1374	1079.5	890
2 Seater Rear	1374	751	890
3 Seater Front	2044	968.5	890
3 Seater Middle	2044	1079.5	890
3 Seater Rear	2044	751	890
4 Seater Front	2713	698.5	890
4 Seater Middle	2713	1079.5	890
4 Seater Rear	2713	751	890


## POSSIBLE SEATING ARRANGEMENTS



Straight Forward-facing Arrangement

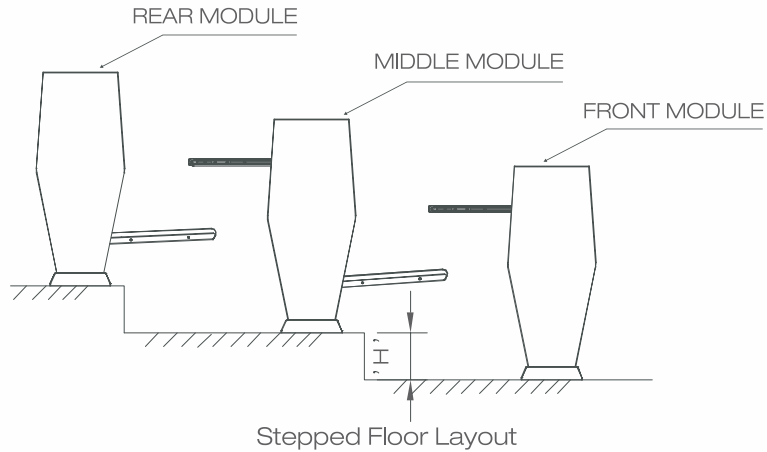
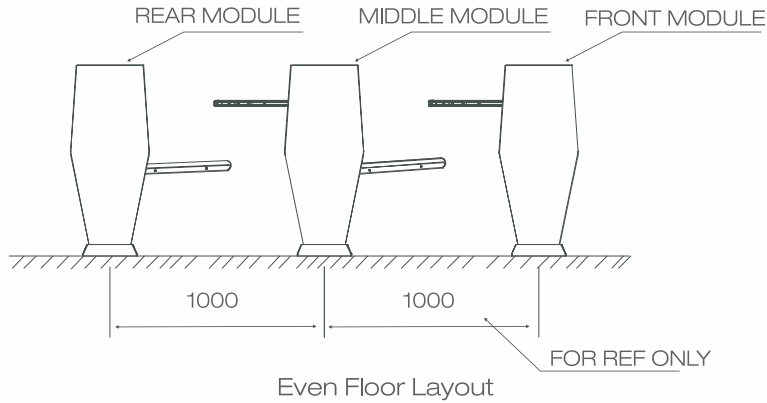


Curvilinear Straight Arrangement



Radial Curved Arrangement

## FLOOR PLANS



Adjustment of seat heights for step heights range from 0 to 180mm

## COLOUR OPTIONS




\*Percentage of space saving is subject to variations in layout and seating arrangement.

## A **VERSATILE** PARTNER THAT MEETS EVERY EDUCATIONAL REQUIREMENT

Welcome to Enlighten - an intelligent, elegant design that is inspired by the need to adapt to pre-built educative and knowledge-sharing spaces with a theatre-floor design. Enlighten is ideal for modern lecture theatres and similar idea-sharing collaborative environments.

Its versatility stems from a few outstanding design features like back-of-the-step grouting that allows the seat to carry heavier loads with higher stability, in addition to the height adjustable middle module front supports that can adapt to varying step heights.



### **Modular set-up enhances flexibility**

A Front+Middle+Back modular setup, instead of the typical Bench+Desk setup helps enhance flexibility of space between rows. THIS ELIMINATES RESTRICTION ON NUMBER OF SEATS.

### **Consideration for learner comfort**

The middle module height is adjustable, thus enabling the same system of benches to be used in a stepped layout without compromising the comfort of the learner. THIS ELIMINATES RESTRICTION ON USER COMFORT.

### **Layout specific design**

The hinged modesty panels have been specially designed for both the straight and curved layout as well, depending on the shape, size and purpose of the hall. THIS ELIMINATES RESTRICTION ON LAYOUT DESIGN.



## THE RIGHT CHOICE FOR **MULTIPLE** REASONS



- Fits into multi-layers with straight, curved and U-shaped layouts.
- Fits to step span (Width).
- Wire Management provided at the end which can run through the entire configuration.
- Folding/Tipping Seating provides comfortable space for movement while occupying seats.
- Gives an organized look and results in optimized space.
- Seat fixed to back modesty which stands on legs to support more load.
- Table depth is variable and its width can be increased to fit into any space available.
- Hinged modesty panels helps the product fit into any layout.
- Adjusts to layouts with steps upto 300 mm high.




#### 1. CONTOURED AND CUSHIONED SEAT BACKS

This assures comfort of those seated through long hours of lectures, instructions or interactions. The contour angles make for a more comfortable and ergonomic posture.



#### 2. NO SHARP CORNERS RESULTS IN BETTER SAFETY

Safety of the user has been one of the major factors in the design of this unit. Curved edges ensure that no one can get hurt while entering, exiting or using the unit.



#### 3. HOOKS FOR BAGS AND BELONGINGS

Hooks on the unit allow bags to be hung or stored without any hassle or unnecessary wastage of space.



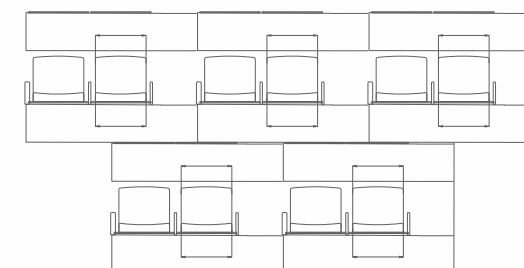
#### 4. SEAT TIPPER CLOSES SOFTLY MAKING ENTRY AND PASSAGE BETWEEN ROWS EASIER

Soft closing ensures a relatively soundless and smooth closure that also reduces wear and tear as well as closure related damage. Once closed, the space opens out to allow easier passage for users.

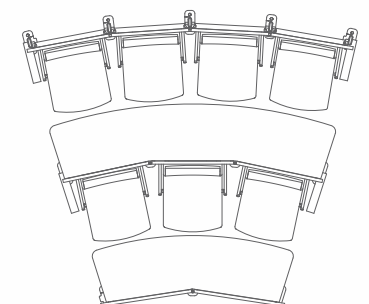


Optional Wire Management

**CRAFTED** TO CREATE  
END-USER DELIGHT





Linear Seating Plan



Angular Seating Plan



# A GREAT INVESTMENT MEETS A PERFECT **AMBIENCE**



- **GOOD OCCUPANCY RATIO: (100 students/ 500 sq.ft.)**  
Enlighten is designed so more seats can be fitted into any given configuration for any given space, thus boosting occupancy per square foot of space.
- **COST OPTIMIZING BENEFITS:**  
A higher occupancy per unit area optimizes costs for the organization.
- **DURABILITY-TESTED AS PER BSEN (BRITISH STANDARDS):**  
Enlighten is created to be highly durable as it has to undergo the rigors of time and also ever-changing users.
- **MANUFACTURED IN FACILITIES CONFORMING TO ISO 14000, GREENCO CERTIFIED:**  
Enlighten has been manufactured under stringent quality controlled environments using only the best world class materials.
- **CONTAINS RECYCLED/RECYCLABLE/RAPIDLY DEGRADABLE COMPONENTS: (Recycled content: 14.3%; recyclable content: 93.4%)**  
Enlighten is made of high quality material that has the lowest environmental impact on degradation and the lowest carbon footprint.

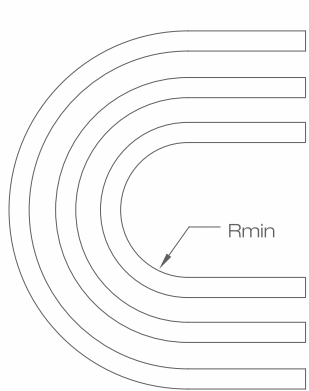
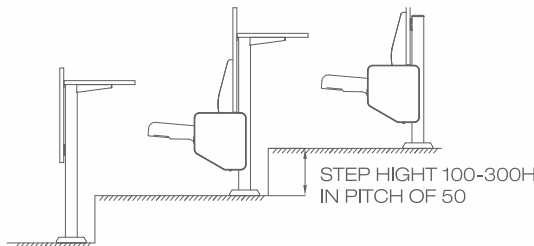
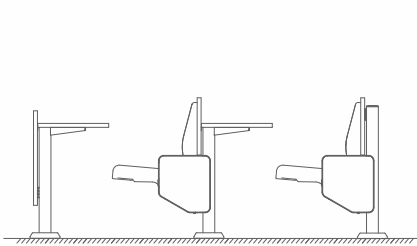
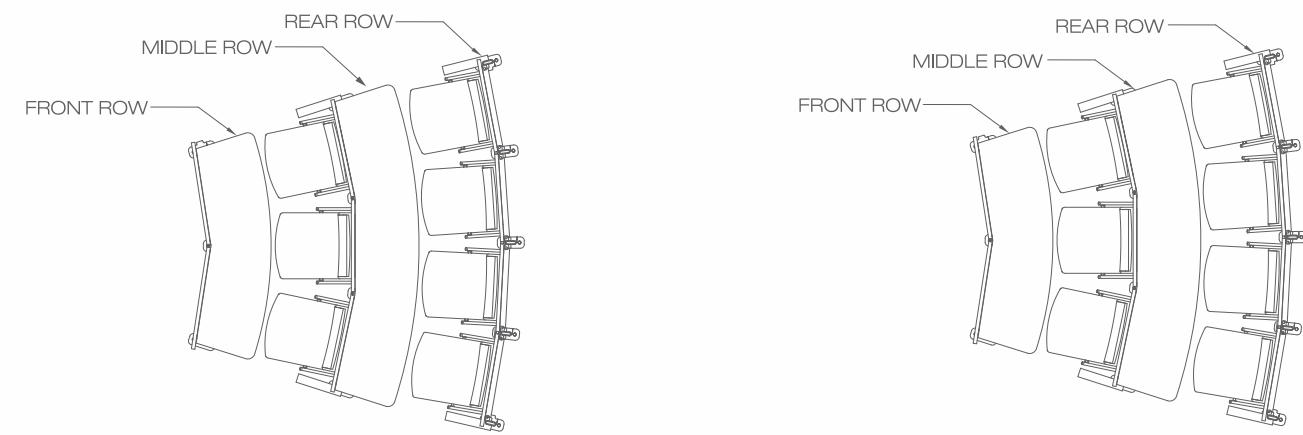


Leg shoe also available in Choco Colour

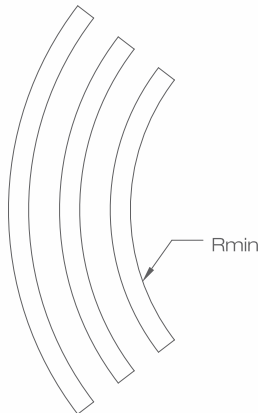
# ADAPTS TO FIT ANY CONFIGURATION

## ENLIGHTEN MODULES

Enlighten is an ingenious product which provides an elegant, modular solution to the needs of modern day classrooms. It offers flexibility in layout and efficiency in space management without compromising on seating comfort.



U LAYOUT Rmin = 1500 TO 2850

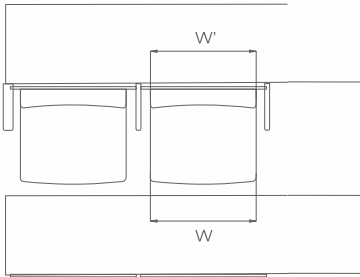
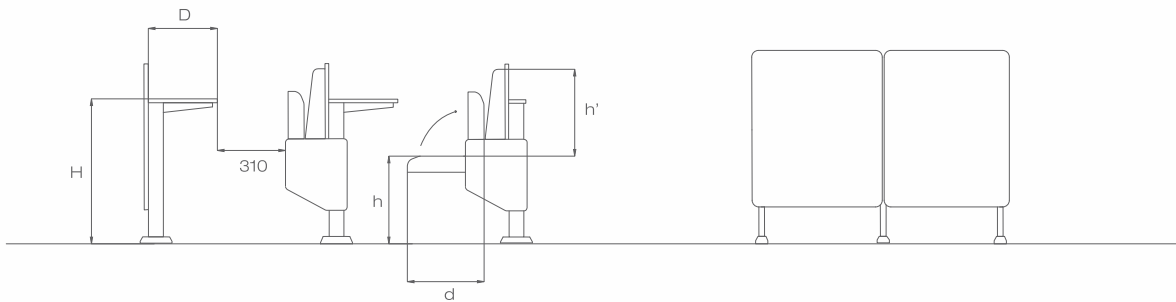


CURVED LAYOUT = Rmin > 2850

## DIMENSIONS FOR NORMAL LAYOUT

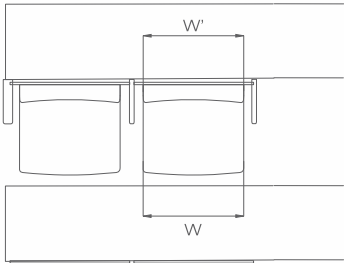
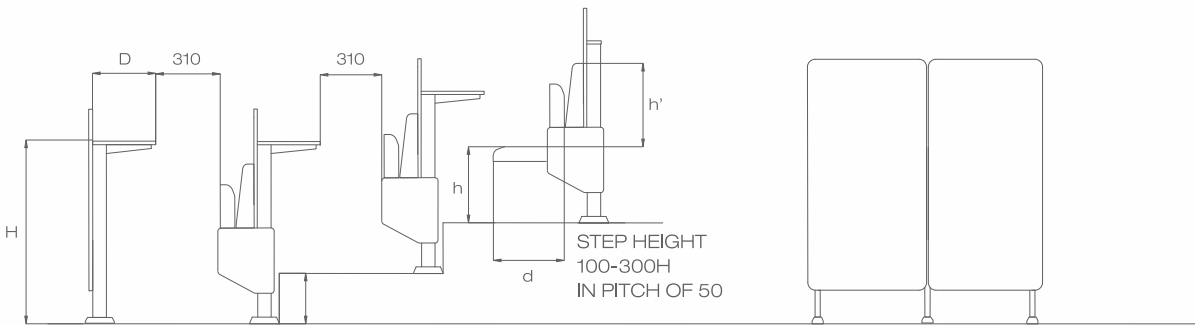
	CURVED LAYOUT	U LAYOUT
DESK HEIGHT (H)	730 AVG	730 AVG
DESK DEPTH (D)	400/450	400/450
SEAT HEIGHT (h)	450	450
SEAT DEPTH (d)	420	420
SEAT WIDTH (w)	450	450
BACKREST WIDTH (w')	450	450
BACKREST HEIGHT (h')	430	430
MIN ARC RADIUS	2850	1500

ELECTRICAL OFFERING IS OPTIONAL AND ONLY WITH 450 DEPTH DESK PANEL



## DIMENSIONS FOR STEP LAYOUT

	CURVED LAYOUT	U LAYOUT
DESK HEIGHT (H)	730 - 1030	730 - 1030
DESK DEPTH (D)	400/450	400/450
SEAT HEIGHT (h)	450	450
SEAT DEPTH (d)	420	420
SEAT WIDTH (w)	450	450
BACKREST WIDTH (w')	450	450
BACKREST HEIGHT (h')	430	430
MIN ARC RADIUS	2850	1500







**Godrej Interio**  
Category - Furniture &  
Interior Solutions  
Research by -  
White Page International



#### BRANCHES:

North: Delhi, Chandigarh, NCR, Lucknow

South: Chennai, Bengaluru, Hyderabad, Kochi

West: Mumbai, Ahmedabad, Bhopal, Pune

East: Kolkata, Bhubaneswar, Guwahati, Patna

#### LOCAL ADDRESS:

In keeping with the Godrej policy of continuous development and improvement, the dimensions and specifications may be changed without prior notice or obligations. All dimensions are in cm and are subject to commercial tolerances. Colour options depicted in this catalogue are as close to what modern printing processes allow.

Our products are meant for indoor use only.

#### REGISTERED OFFICE:

Godrej & Boyce Mfg. Co. Ltd.

Pirojshanagar, Vikhroli (W)

Mumbai - 400 079

Toll Free Number: 1-800-267 1122

Fax: +91-22-6796 1503

Website: [www.godrejinterio.com](http://www.godrejinterio.com)

Email: [interiooffice@godrej.com](mailto:interiooffice@godrej.com)

Follow us on



/godrej-interio



/godrejinterio4u



/godrejinterio



/godrejinterio



An initiative by Godrej Interio  
1st Indian furniture company with  
GREENGUARD Certified products